

Imagine that your government passed new laws that took away the rights of all people in your ethnic group. People in your ethnic group can no longer vote. They must move into poor-quality housing in rural areas. They cannot go to school with people of other ethnic groups. You are required to carry a passport everywhere you go. You aren't allowed to enter cities unless your passport says you have a job there.

List five ways your life might be different under these new laws.

1.

2.

3.

4.

5.

Read Sections 23.1 and 23.2. Then create an illustrated dictionary of the Geoterm s by completing these tasks:


- Create a symbol or an illustration to represent each term.
- Write a definition of each term in your own words.
- Write a sentence that includes the term and the words *South Africa*.

Geoterm and Symbol	Definition	Sentence
apartheid		
distribution		
multiracial		
segregation		

23.4 Protests Lead to Political Change

Step 1: Read Section 23.4. Look carefully at the picture and graphs in this section. Find at least five pieces of evidence that help prove whether this statement is true or false: *The photograph below fully represents South Africa since the end of apartheid.*

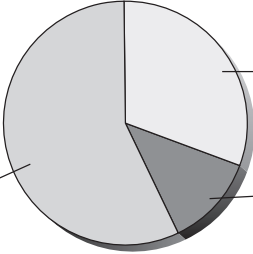
Step 2: Around the photo and graphs below, write any evidence that shows the statement is true. Draw a line to the part of the photo or graphs that illustrates each piece of evidence. An example is done for you.



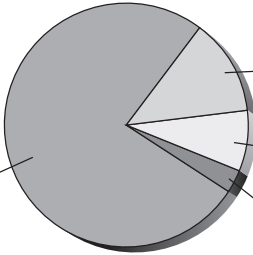
After apartheid ended in 1994, black South Africans were able to run for office.

Voter Turnout in South Africa

1989




1999



Step 3: List any evidence that shows the statement is false.


Step 4: In your group, discuss the photograph your teacher is projecting. How well does it represent South Africa today? Record your answer by placing an X on the spectrum below. Then circle two or three pieces of evidence in Steps 2 and 3 that support your position.



23.5 South Africa Today: Job Opportunities

Step 1: Read Section 23.5. Look carefully at the picture and graphs in this section. Find at least five pieces of evidence that help prove whether this statement is true or false: *The photograph below fully represents South Africa since the end of apartheid.*


Step 2: Around the photo and graphs below, write any evidence that shows the statement is true. Draw a line to the part of the photo or graphs that illustrates each piece of evidence.



Step 3: List any evidence that shows the statement is false. An example is done for you.

- Blacks, coloreds, and Asians still have much higher unemployment rates than whites.


Step 4: In your group, discuss the photograph your teacher is projecting. How well does it represent South Africa today? Record your answer by placing an X on the spectrum below. Then circle two or three pieces of evidence in Steps 2 and 3 that support your position.



23.6 South Africa Today: Education

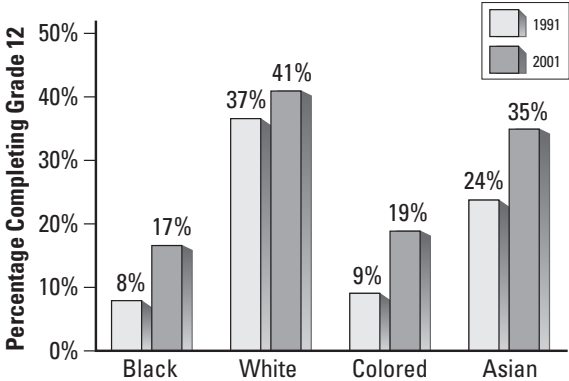
Step 1: Read Section 23.6. Look carefully at the picture and graphs in this section. Find at least five pieces of evidence that help prove whether this statement is true or false: *The photograph below fully represents South Africa since the end of apartheid.*

Step 2: Around the photo and graph below, write any evidence that shows the statement is true. Draw a line to the part of the photo or graph that illustrates each piece of evidence. An example is done for you.



Today all students, not just whites, learn reading, writing, math, and science in school.


High School Graduates in South Africa



Race	1991 (%)	2001 (%)
Black	8%	17%
White	37%	41%
Colored	9%	19%
Asian	24%	35%

Step 3: List any evidence that shows the statement is false.


Step 4: In your group, discuss the photograph your teacher is projecting. How well does it represent South Africa today? Record your answer by placing an X on the spectrum below. Then circle two or three pieces of evidence in Steps 2 and 3 that support your position.



23.7 South Africa Today: Living Conditions

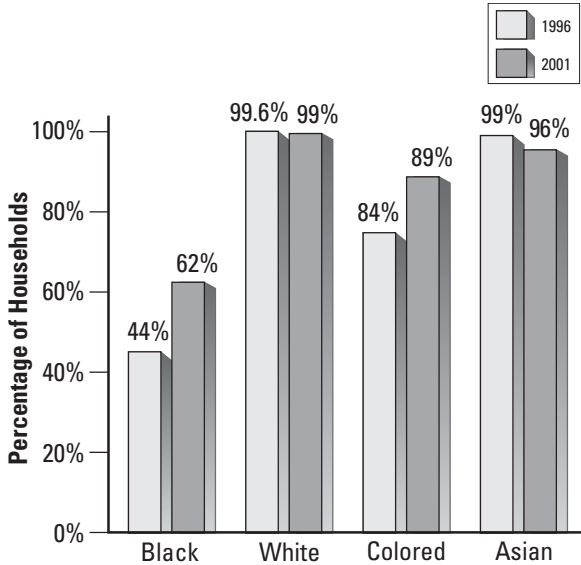
Step 1: Read Section 23.7. Look carefully at the picture and graphs in this section. Find at least five pieces of evidence that help prove whether this statement is true or false: *The photograph below fully represents South Africa since the end of apartheid.*

Step 2: Around the photo and graph below, write any evidence that shows the statement is true. Draw a line to the part of the photo or graph that illustrates each piece of evidence. An example is done for you.



Although few in number, some nonwhites live in formerly white-only, nice neighborhoods in South Africa's cities.


South African Households with Electricity



Race	1996	2001
Black	44%	62%
White	99.6%	99%
Colored	84%	89%
Asian	99%	96%

Step 3: List any evidence that shows the statement is false.

Step 4: In your group, discuss the photograph your teacher is projecting. How well does it represent South Africa today? Record your answer by placing an X on the spectrum below. Then circle two or three pieces of evidence in Steps 2 and 3 that support your position.



Review the four categories listed on the rating card below. Think about whether South Africa has made progress in each area. If so, how much progress has been made?

Using information from your Reading Notes, fill in the card for South Africa’s progress. Use the rating scale to give South Africa a rating for each area. Then write two or three sentences to explain each rating. Include details from your Reading Notes to support the rating.

Rating Scale	
1	has made excellent progress toward equality for all ethnic groups
2	has made good progress toward equality, but still has a way to go before all ethnic groups have equality
3	has made some progress, but much more progress is needed before all ethnic groups have equality
4	has made almost no progress toward equality
5	South Africans are worse off now than during apartheid

Rating Card for Post-apartheid South Africa

Area	Rating	Reasoning
Political opportunities		
Job opportunities		
Educational opportunities		
Living conditions		