

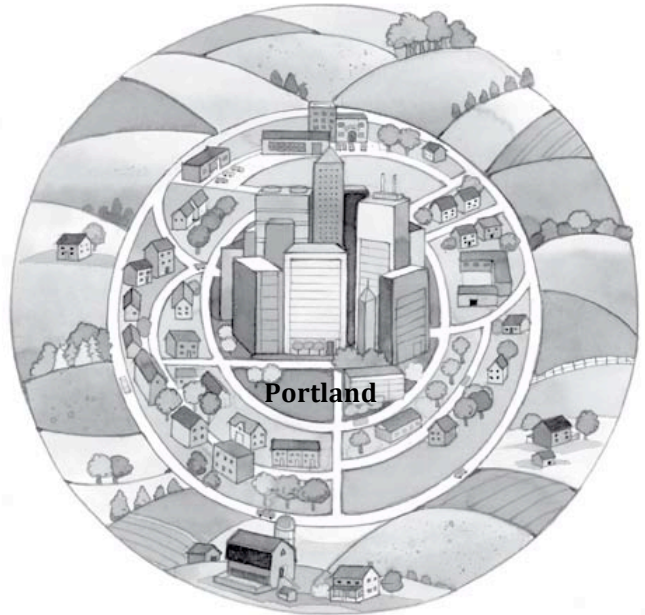
Section 5.4 Portland, Oregon, 1973

After reading Section 4, identify three challenges facing Portland in 1973. Record them in the boxes below. Draw a line from each box to the part of the city most affected by that problem.

1

2

3



Section 5.5 Portland Plans for Smart Growth

Read Section 5 to find out what Portland did. Then complete the information below.

4. Portland chose to:

The results of this policy were:

5.

6.

7.

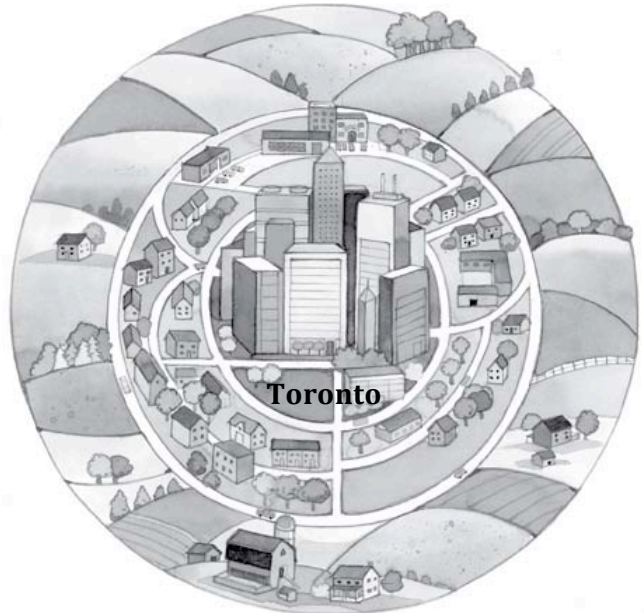
Section 5.6 Toronto, Ontario, 1999

After reading Section 6, identify three challenges facing Toronto in 1999. Record them in the boxes below. Draw a line from each box to the part of the city most affected by that problem.

1

2

3



Section 5.7 Toronto Plans for 30 Years of Growth

Read Section 7 to find out what Toronto did. Then complete the information below.

4. Toronto chose to:

The results of this policy were:

5.

6.

7.

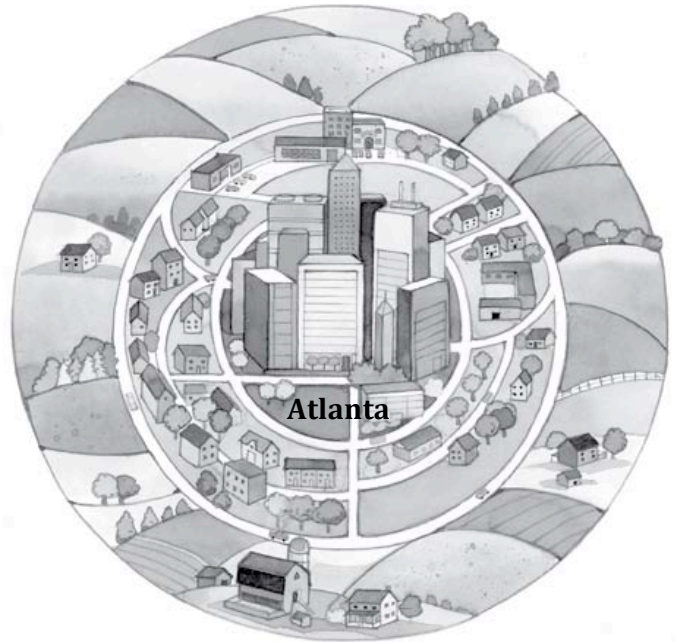
Section 5.8 Atlanta, Georgia, 1998

After reading Section 8, identify three challenges facing Atlanta in 1998. Record them in the boxes below. Draw a line from each box to the part of the city most affected by that problem.

1

2

3



Section 5.9 Atlanta Fights Pollution with Public Transit

Read Section 9 to find out what Atlanta did. Then complete the information below.

4. Atlanta chose to:

The results of this policy were:

5.

6.

7.